

# Metal-assisted Oxidative Cyclization of Arylamidrazones II [1]. Novel Synthesis of 1,4-Diaryl[1,2,4]triazino[6,5-*h*]quinolines

Monther A. Khanfar<sup>a</sup>, Bassam A. Abu Thaher<sup>b</sup>, Jalal A. Zahra<sup>a</sup>, Raed A. AL-Qawasmeh<sup>a</sup>,  
Mustafa M. El-Abadelah<sup>a</sup>, and Wolfgang Voelter<sup>c</sup>

<sup>a</sup> Chemistry Department, Faculty of Science, The University of Jordan, Amman, Jordan

<sup>b</sup> Chemistry Department, Faculty of Science, Islamic University of Gaza, Gaza Strip

<sup>c</sup> Interfakultäres Institut für Biochemie, Universität Tübingen, Hoppe-Seyler Str. 4,  
D-72076 Tübingen, Germany

Reprint requests to Prof. Dr. W. Voelter. E-mail: wolfgang.voelter@uni-tuebingen.de or  
Dr. M. A. Khanfar. E-mail: m.khanfar@ju.edu.jo

*Z. Naturforsch.* **2008**, *63b*, 1107 – 1111; received May 29, 2008

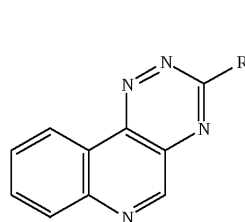
New model 1,2,4-triazino[6,5-*h*]quinolines **8a–c** are prepared by oxidative cyclization of the respective *N*-(quinolin-8-yl)amidrazones precursors **7a–c** using copper(II) chloride. Interestingly, the cyclized products **8a–c** were found to be arylated at *N*1 position. Analytical and spectral (MS, NMR) data of the title products are in compliance with the allocated structures.

**Key words:**  $\alpha$ -Acetyl-*N*-arylhydrazonoyl Chlorides, 8-Aminoquinoline, Arylamidrazones, CuCl<sub>2</sub>-catalyzed Cyclization, *as*-Triazino[6,5-*h*]quinolines

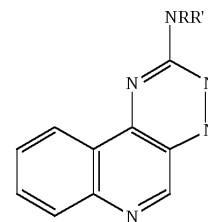
## Introduction

The preparation and biological aspects of various isomeric 1,2,4-triazinoquinolines have been reported [2–18]. Examples of these tricyclic systems include 1,2,4-triazino[5,6-*c*]quinolines (**1**) [2–11], [1,2,4]triazino[6,5-*c*]quinolines (**2**) [12, 13], 5,10-dihydro-1,2,4-triazino[6,5-*b*]quinolines (**3**) [14], and 1,2,4-triazino[6,5-*f*]quinolines (**4**) [15]. Other related isomeric derivatives, namely 1,2,4-triazino[5,6-*b*]quinolin-3-ones [16], [1,2,4]triazino[4,3-*a*]quinolines [17] and [1,2,4]triazino-[2,3-*a*]quinoline-3-ones [18], have also been tackled. Several derivatives of the aforementioned triazinoquinolines exhibit antiinflammatory [7, 9, 10, 13], bactericidal [4], antimicrobial [7, 10, 13], antimycotic [11], antifungal [2, 8], and analgesic [5, 7, 10] activities as well as binding interactions with central and peripheral-type benzodiazepine receptor sites [18] and inhibition of germination of *Sinapis alba* seeds [3].

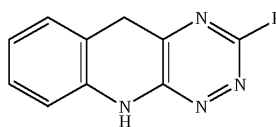
To the best of our knowledge, the 1,2,4-triazine ring [*h*]-fused onto a quinoline skeleton is hitherto undescribed in the literature. Accordingly, the present work has aimed at the synthesis of model 1,4-dihydro[1,2,4]triazino[6,5-*h*]quinolines **9a–c** which end up as the respective *N*(1)-arylated derivatives **8a–c**, as outlined in Schemes 1 and 2 (*vide infra*).



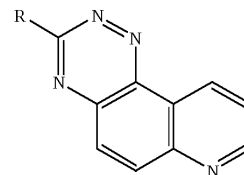
**1** (R = H, Me, OMe, Cl, NO<sub>2</sub>)



**2** (R = H, Me; R' = H, alkyl, Bz)



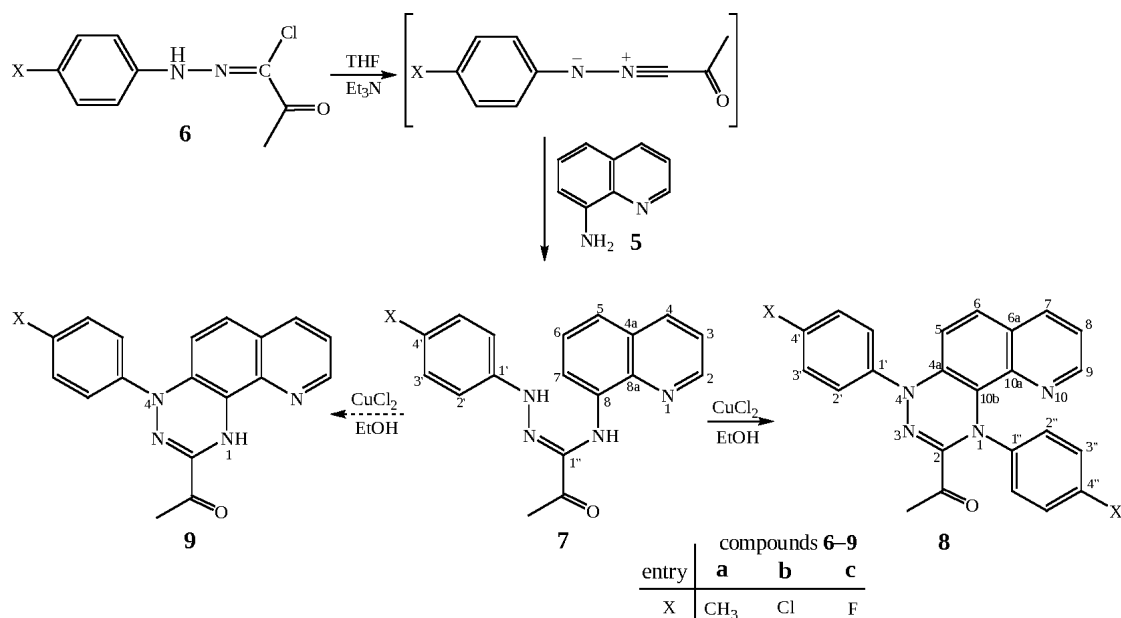
**3** (R = Me, Ph)



**4** (R = H, Me, OMe, Cl, NO<sub>2</sub>)

## Results and Discussion

8-Aminoquinoline (**5**), acting as a nitrogen nucleophile, readily adds to nitrile imines (the reactive 1,3-dipolar species, generated *in situ* from their *N*-arylhydrazonoyl chloride (**6a–c**) precursors [19, 20] in the presence of triethylamine) to produce the corresponding *N*-(aryl)-2-oxo-*N'*-(quinolin-8-yl)propanamide hydrazones **7a–c** (Scheme 1). The structures of the latter acyclic amidrazone adducts are in accordance

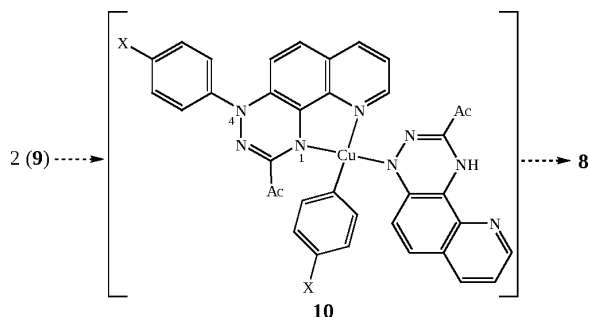


Scheme 1.

with their microanalyses, MS and NMR spectral data that are given in the Experimental Section.

Direct reaction of these acyclic adducts with copper(II) chloride dihydrate in ethanol gave dark brown solutions from which the major low-polarity products were isolated and identified as the respective 1,4-diaryl-1,2,4-triazino[6,5-*h*]quinolines **8a–c** (Scheme 1). The microanalytical and spectral (MS, NMR) data of these cyclized products, given in the Experimental Section, are in agreement with the proposed structures. The mass spectra of **7** and **8** show the expected molecular ion peaks as suggested by their molecular formulas. The measured high-resolution (HRMS) data for  $M^+$  are also in good agreement with the calculated values.

The  $^1\text{H}$  and  $^{13}\text{C}$  NMR signals were assigned to the different protons and carbons. This follows from DEPT and 2D (COSY, HMQC, HMBC) experiments which showed correlations consistent with these assignments. Thus, for compounds **7a–c**, long-range correlations are observed between 4-H and each of C-2, C-5 and C-8a as well as between 7-H and each of C-5 and C-8a, and between the hydrazone N-H and each of C-1'' and C-2'/C-6'. Likewise, strong 1,3-correlations in compounds **8a–c** are observed between 6-H and each of C-4a and C-10a, between 5-H and C-6a, between 3'-H/5'-H and C-1', as well as between 2''-H/6''-H and C-4''. The cyclization of **7** into **8** is evidenced from the disappearance of the  $^1\text{H}$  NMR signals at  $\delta =$



Scheme 2.

6.3 and 7.7 ppm (belonging to 7-H and 1'-NH, respectively) and of the  $^{13}\text{C}$  signal at  $\delta = 111$  ppm (belonging to CH-7 in the DEPT spectra). It is worth noting that substitution of the *N*(1)-position of the dihydrotriazinoquinoline (by an aryl group) has taken place as evident from a sizable increment of the molecular ion mass by a value equivalent to that of the *N*-aryl moiety. This interesting *N*(1)-aryl substitution is also substantiated by elemental analyses and NMR spectral data lacking the 8-NH proton singlet at *ca.* 8.4 ppm (present in **7**). A possible mechanism for such unprecedented mode of aryl substitution at the *N*1 locus starts with initial coordination of copper ions by the presumed heterocyclic system **9**, followed by cross-coupling at the *N*(4)-aryl bond to form the intermediate copper complex **10** which eventually leads to the production of **8**

(Scheme 2). Further investigations along this line are underway, and the results (if any) will be communicated separately.

## Experimental Section

8-Aminoquinoline, 3-chloropentane-2,4-dione and  $\text{CuCl}_2 \cdot 2\text{H}_2\text{O}$  were purchased from Acros. Melting points (uncorrected) were determined on a Gallenkamp electrothermal melting temperature apparatus.  $^1\text{H}$ ,  $^{13}\text{C}$  NMR, DEPT, and 2D (H-H COSY, HMQC, HMBC) spectra were measured on a Bruker DPX-300 instrument. Chemical shifts are expressed in ppm with reference to TMS as internal standard. Electron impact (EIMS) and high-resolution mass spectra (HRMS) were obtained using a Finnigan MAT TSQ-70 spectrometer at 70 eV and an ion source temperature of 200 °C. Microanalyses were performed at the Microanalytical Laboratory of the Hashemite University, Zarqa, Jordan.

### 1-(*N*-Arylhydrazono)-1-chloropropan-2-ones (**6a–c**)

These hydrazoneoyl chlorides **6a–c** [19, 20] have previously been characterized and were prepared in this study *via* the Japp-Klingemann reaction [21] which involves direct coupling of the appropriate arenediazonium chloride with 3-chloropentane-2,4-dione in aqueous pyridine, following standard procedures [19].

### *N*-(4-Methylphenyl)-2-oxo-*N''*-(quinolin-8-yl)propanamide hydrazone (**7a**)

Triethylamine (3 mL) was added dropwise to a stirred and cooled (0 °C) solution of 1-chloro-1-[*N*-(4-methylphenyl)hydrazono]propan-2-one (**6a**) (2.1 g, 10 mmol) in THF (40 mL). To this solution was added dropwise 8-aminoquinoline (1.2 g, 12 mmol) in THF (10 mL), and the resulting mixture was allowed to stir at r. t. over night. Thereafter, the organic solvent was evaporated, and the residue was treated with cold water. The precipitated yellow solid product was collected, washed with cold ethanol (2 mL) and recrystallized from chloroform/petroleum ether. Yield: 1.6 g (50 %), m. p. 148–149 °C (dec.). –  $^1\text{H}$  NMR (300 MHz,  $\text{CDCl}_3$ ):  $\delta$  = 2.30 (s, 3H,  $\text{CH}_3\text{Ph}$ ), 2.61 (s, 3H,  $\text{CH}_3\text{CO}$ ), 6.28 (dd, 1H,  $J$  = 7.1, 2.5 Hz, 7-H), 7.04 (d, 2H,  $J$  = 8.6 Hz, 2'-H + 6'-H), 7.10 (d, 2H,  $J$  = 8.6 Hz, 3'-H + 5'-H), 7.24 (dd, 1H,  $J$  = 8.3, 4.2 Hz, 3-H), 7.30, 7.32 (center of two overlapped dd, 2H, 5-H + 6-H), 7.69 (s, 1H, 1'-NH), 8.11 (dd, 1H,  $J$  = 8.3, 1.7 Hz, 4-H), 8.39 (s, 1H, 8-NH), 8.82 (dd, 1H,  $J$  = 4.2, 1.7 Hz, 2-H). –  $^{13}\text{C}$  NMR (75 MHz,  $\text{CDCl}_3$ ):  $\delta$  = 20.8 ( $\text{CH}_3\text{Ph}$ ), 24.3 ( $\text{CH}_3\text{CO}$ ), 110.9 (C-7), 114.0 (C-2' + C-6'), 118.9 (C-5), 121.8 (C-3), 126.9 (C-6), 128.8 (C-4a), 129.9 (C-3' + C-5'), 131.8 (C-4'), 135.7 (C-8a), 136.2 (C-4), 136.5 (C-8), 139.1 (C-1''), 140.6 (C-1'), 148.4 (C-2), 193.7 ( $\text{CH}_3\text{CO}$ ). – EIMS (70 eV):  $m/z$  (%) = 318 (40)  $[\text{M}]^+$ , 276

(14), 198 (65), 169 (11), 155 (100), 144 (18). – HRMS ((+)-EI):  $m/z$  = 318.14750 (calcd. 318.14804 for  $\text{C}_{19}\text{H}_{18}\text{N}_4\text{O}$ ,  $[\text{M}]^+$ ). –  $\text{C}_{19}\text{H}_{18}\text{N}_4\text{O}$  (318.37): calcd. C 71.68, H 5.70, N 17.60; found C 71.46, H 5.82, N 17.68.

### *N*-(4-Chlorophenyl)-2-oxo-*N''*-(quinolin-8-yl)propanamide hydrazone (**7b**)

This compound was prepared from 1-chloro-1-[*N*-(4-chlorophenyl)hydrazono]propan-2-one (**6b**) (2.3 g, 10 mmol), following a similar procedure as noted above for the preparation of **7a**. Yield: 2.0 g (59 %), m. p. 177–178 °C (dec.). –  $^1\text{H}$  NMR (300 MHz,  $\text{CDCl}_3$ ):  $\delta$  = 2.59 (s, 3H,  $\text{CH}_3\text{CO}$ ), 6.27 (dd, 1H,  $J$  = 6.2, 2.2 Hz, 7-H), 7.05 (d, 2H,  $J$  = 8.4 Hz, 2'-H + 6'-H), 7.23 (d, 2H,  $J$  = 8.4 Hz, 3'-H + 5'-H), 7.31, 7.33 (center of two overlapped dd, 2H, 5-H + 6-H), 7.43 (dd, 1H,  $J$  = 8.2, 4.1 Hz, 3-H), 7.67 (s, 1H, 1'-NH), 8.11 (d, 1H,  $J$  = 8.2 Hz, 4-H), 8.42 (s, 1H, 8-NH), 8.67 (d, 1H,  $J$  = 4.2 Hz, 2-H). –  $^{13}\text{C}$  NMR (75 MHz,  $\text{CDCl}_3$ ):  $\delta$  = 24.3 ( $\text{CH}_3\text{CO}$ ), 111.1 (C-7), 115.1 (C-2' + C-6'), 119.2 (C-5), 121.8 (C-3), 126.9 (C-6), 126.9 (C-4'), 128.8 (C-4a), 129.4 (C-3' + C-5'), 136.1 (C-1''), 136.2 (C-4), 136.4 (C-8), 139.0 (C-8a), 141.6 (C-1'), 148.5 (C-2), 193.7 ( $\text{CH}_3\text{CO}$ ). – EIMS (70 eV):  $m/z$  (%) = 338 (27)  $[\text{M}]^+$ , 295 (10), 259 (8), 198 (50), 169 (21), 155 (100), 144 (23). – HRMS ((+)-EI):  $m/z$  = 338.09241 (calcd. 338.09341 for  $\text{C}_{18}\text{H}_{15}\text{ClN}_4\text{O}$ ,  $[\text{M}]^+$ ). –  $\text{C}_{18}\text{H}_{15}\text{ClN}_4\text{O}$  (338.79): calcd. C 63.81, H 4.46, N 16.54; found C 64.09, H 4.68, N 16.76.

### *N*-(4-Fluorophenyl)-2-oxo-*N''*-(quinolin-8-yl)propanamide hydrazone (**7c**)

This compound was prepared from 1-chloro-1-[*N*-(4-fluorophenyl)hydrazono]propan-2-one (**6c**) (2.1 g, 10 mmol), following a similar procedure as noted above for the preparation of **7a**. Yield: 1.3 g (40 %), m. p. 159–160 °C (dec.). –  $^1\text{H}$  NMR (300 MHz,  $\text{CDCl}_3$ ):  $\delta$  = 2.58 (s, 3H,  $\text{CH}_3\text{CO}$ ), 6.30 (dd, 1H,  $J$  = 7.0, 1.6 Hz, 7-H), 6.97 (m, 2H, 2'-H + 6'-H), 7.08 (m, 2H, 3'-H + 5'-H), 7.31, 7.33 (center of two overlapped dd, 2H, 5-H + 6-H), 7.42 (dd, 1H,  $J$  = 8.3, 4.2 Hz, 3-H), 7.83 (s, 1H, 1'-NH), 8.10 (dd, 1H,  $J$  = 8.2, 1.6 Hz, 4-H), 8.39 (s, 1H, 8-NH), 8.81 (dd, 1H,  $J$  = 4.2, 1.6 Hz, 2-H). –  $^{13}\text{C}$  NMR (75 MHz,  $\text{CDCl}_3$ ):  $\delta$  = 24.3 ( $\text{CH}_3\text{CO}$ ), 110.9 (C-7), 115.1 (d,  $^3J_{\text{C-F}}$  = 7.8 Hz, C-2' + C-6'), 116.0 (d,  $^2J_{\text{C-F}}$  = 22.8 Hz, C-3' + C-5'), 119.2 (C-5), 121.8 (C-3), 126.8 (C-6), 128.8 (C-4a), 136.0 (C-1''), 136.1 (C-4), 136.4 (C-8), 139.0 (C-8a), 139.4 (d,  $^4J_{\text{C-F}}$  = 2.4 Hz, C-1'), 148.3 (C-2), 158.4 (d,  $^1J_{\text{C-F}}$  = 240 Hz, C-4'), 193.6 ( $\text{CH}_3\text{CO}$ ). – EIMS (70 eV):  $m/z$  (%) = 322 (31)  $[\text{M}]^+$ , 279 (12), 198 (50), 169 (19), 155 (100), 144 (21). – HRMS ((+)-EI):  $m/z$  = 322.12368 (calcd. 322.12297 for  $\text{C}_{18}\text{H}_{15}\text{FN}_4\text{O}$ ,  $[\text{M}]^+$ ). –  $\text{C}_{18}\text{H}_{15}\text{FN}_4\text{O}$  (322.34): calcd. C 67.07, H 4.69, N 17.38; found C 66.79, H 4.58, N 17.63.

*2-Acetyl-1,4-bis(4-methylphenyl)-1,4-dihydro[1,2,4]triazino[6,5-h]quinoline (8a)*

To a solution of compound **7a** (0.32 g, 1.0 mmol) in ethanol (10 mL) was added a solution of  $\text{CuCl}_2 \cdot 2\text{H}_2\text{O}$  (0.17 g, 1.0 mmol) in ethanol (5 mL). The dark brown solution was stirred over night at r.t. Thereafter, the organic solvent was evaporated, and the residue was treated with cold water. The precipitated solid product was collected and purified on preparative silica gel TLC plates, eluting with chloroform/methanol (95 : 5, v/v). Yield: 0.10 g (25 %), m.p. 68–69 °C (dec.). –  $^1\text{H}$  NMR (300 MHz,  $\text{CDCl}_3$ ):  $\delta$  = 2.22 (s, 3H,  $\text{CH}_3\text{C-4'}$ ), 2.41 (s, 3H,  $\text{CH}_3\text{C-4''}$ ), 2.61 (s, 3H,  $\text{CH}_3\text{CO}$ ), 6.97 (d, 2H,  $J$  = 8.4 Hz,  $3'\text{-H} + 5'\text{-H}$ ), 7.03 (d, 1H,  $J$  = 8.9 Hz, 5-H), 7.05 (d, 2H,  $J$  = 8.4 Hz,  $2'\text{-H} + 6'\text{-H}$ ), 7.25 (dd, 1H,  $J$  = 8.2, 4.4 Hz, 8-H), 7.28 (d, 2H,  $J$  = 8.1 Hz,  $3''\text{-H} + 5''\text{-H}$ ), 7.39 (d, 2H,  $J$  = 8.1 Hz,  $2''\text{-H} + 6''\text{-H}$ ), 7.47 (d, 1H,  $J$  = 8.9 Hz, 6-H), 8.01 (dd, 1H,  $J$  = 8.2, 1.7 Hz, 7-H), 8.90 (dd, 1H,  $J$  = 4.4, 1.7 Hz, 9-H). –  $^{13}\text{C}$  NMR (75 MHz,  $\text{CDCl}_3$ ):  $\delta$  = 20.7 ( $\text{CH}_3\text{C-4'}$ ), 21.1 ( $\text{CH}_3\text{C-4''}$ ), 26.4 ( $\text{CH}_3\text{CO}$ ), 115.0 (C-5), 120.2 (C-8), 120.3 (C-2' + C-6'), 124.1 (C-2'' + C-6''), 125.2 (C-6a), 126.1 (C-6), 127.0 (C-4a), 129.5 (C-3' + C-5'), 130.2 (C-3'' + C-5''), 132.5 (C-4'), 136.0 (C-7), 136.8 (C-4''), 139.7 (C-1''), 143.0 (C-10a), 143.2 (C-2), 144.1 (C-10b), 144.6 (C-1'), 151.4 (C-9), 191.2 ( $\text{CH}_3\text{CO}$ ). – EIMS (70 eV):  $m/z$  (%) = 405 (100)  $[\text{M-H}]^+$ , 390 (16), 362 (14), 322 (15), 315 (12). – HRMS ((+)-EI):  $m/z$  = 406.17806 (calcd. 406.17936 for  $\text{C}_{26}\text{H}_{22}\text{N}_4\text{O}$ ,  $[\text{M}]^+$ ). –  $\text{C}_{26}\text{H}_{22}\text{N}_4\text{O}$  (406.48): calcd. C 76.83, H 5.46, N 13.78; found C 76.68, H 5.72, N 13.61.

*2-Acetyl-1,4-bis(4-chlorophenyl)-1,4-dihydro[1,2,4]triazino[6,5-h]quinoline (8b)*

This compound was prepared from **7b** (0.34 g, 1.0 mmol) following a similar procedure as noted above for the preparation of **8a**. Yield: 0.12 g (27 %), m.p. 89–90 °C (dec.). –  $^1\text{H}$  NMR (300 MHz,  $\text{CDCl}_3$ ):  $\delta$  = 2.62 (s, 3H,  $\text{CH}_3\text{CO}$ ), 6.99 (d, 2H,  $J$  = 8.3 Hz,  $2'\text{-H} + 6'\text{-H}$ ), 7.11 (m, 3H, 5-H +  $3'\text{-H} + 5'\text{-H}$ ), 7.33 (dd, 1H,  $J$  = 8.2, 4.2 Hz, 8-H), 7.47 (m, 4H,  $2''\text{-H} + 6''\text{-H} + 3''\text{-H} + 5''\text{-H}$ ), 7.55 (d, 1H,  $J$  = 9.1 Hz, 6-H), 8.06 (dd, 1H,  $J$  = 8.2, 1.6 Hz, 7-H), 8.91 (dd, 1H,  $J$  =

4.2, 1.6 Hz, 9-H). –  $^{13}\text{C}$  NMR (75 MHz,  $\text{CDCl}_3$ ):  $\delta$  = 26.4 ( $\text{CH}_3\text{CO}$ ), 114.8 (C-5), 120.6 (C-8 + C-2' + C-6'), 124.7 (C-6a), 125.0 (C-2'' + C-6''), 126.8 (C-6), 127.2 (C-4a), 128.1 (C-4'), 128.9 (C-3' + C-5'), 129.8 (C-3'' + C-5''), 132.3 (C-4''), 136.1 (C-7), 140.3 (C-1''), 142.6 (C-2), 142.8 (C-10b), 143.9 (C-10a), 144.9 (C-1'), 151.4 (C-9), 191.2 ( $\text{CH}_3\text{CO}$ ). – EIMS (70 eV):  $m/z$  (%) = 446 (32)  $[\text{M}]^+$ , 431 (12), 342 (13), 322 (10), 243 (15), 203 (14), 167 (27), 149 (100). – HRMS ((+)-EI):  $m/z$  = 446.07249 (calcd. 446.07009 for  $\text{C}_{24}\text{H}_{16}\text{Cl}_2\text{N}_4\text{O}$ ,  $[\text{M}]^+$ ). –  $\text{C}_{24}\text{H}_{16}\text{Cl}_2\text{N}_4\text{O}$  (447.32): calcd. C 64.44, H 3.61, N 12.53; found C 64.73, H 3.85, N 12.31.

*2-Acetyl-1,4-bis(4-fluorophenyl)-1,4-dihydro[1,2,4]triazino[6,5-h]quinoline (8c)*

This compound was prepared from **7c** (0.32 g, 1.0 mmol) following a similar procedure as noted above for the preparation of **8a**. Yield: 90 mg (22 %), m.p. 57–58 °C. –  $^1\text{H}$  NMR (300 MHz,  $\text{CDCl}_3$ ):  $\delta$  = 2.47 (s, 3H,  $\text{CH}_3\text{CO}$ ), 6.87 (m, 2H,  $3'\text{-H} + 5'\text{-H}$ ), 6.97 (d, 1H,  $J$  = 8.9 Hz, 5-H), 7.18 (m, 2H,  $3''\text{-H} + 5''\text{-H}$ ), 7.26 (m, 3H, 8-H +  $2'\text{-H} + 6'\text{-H}$ ), 7.49 (m, 2H,  $2''\text{-H} + 6''\text{-H}$ ), 7.51 (d, 1H,  $J$  = 8.9 Hz, 6-H), 8.02 (dd, 1H,  $J$  = 8.2, 1.2 Hz, 7-H), 8.91 (dd, 1H,  $J$  = 4.0, 1.2 Hz, 9-H). –  $^{13}\text{C}$  NMR (75 MHz,  $\text{CDCl}_3$ ):  $\delta$  = 26.4 ( $\text{CH}_3\text{CO}$ ), 114.6 (C-5), 115.6 (d,  $^2J_{\text{C-F}}$  = 22.5 Hz, C-3' + C-5'), 116.6 (d,  $^2J_{\text{C-F}}$  = 22.9 Hz, C-3'' + C-5''), 120.4 (C-8), 123.5 (d,  $^3J_{\text{C-F}}$  = 8.1 Hz, C-2' + C-6'), 125.6 (C-6a), 126.1 (d,  $^3J_{\text{C-F}}$  = 8.4 Hz, C-2'' + C-6''), 126.5 (C-6), 127.1 (C-4a), 136.1 (C-7), 138.3 (d,  $^4J_{\text{C-F}}$  = 3.0 Hz, C-1''), 142.7 (C-10b), 143.0 (d,  $^4J_{\text{C-F}}$  = 2.6 Hz, C-1'), 143.5 (C-10a), 143.7 (C-2), 151.5 (C-9), 159.4 (d,  $^1J_{\text{C-F}}$  = 243 Hz, C-4'), 161.2 (d,  $^1J_{\text{C-F}}$  = 247 Hz, C-4''), 192.9 ( $\text{CH}_3\text{CO}$ ). – EIMS (70 eV):  $m/z$  (%) = 414 (51)  $[\text{M}]^+$ , 399 (18), 344 (16), 319 (7), 279 (9), 167 (29), 149 (100). – HRMS ((+)-EI):  $m/z$  = 414.12715 (calcd. 414.12919 for  $\text{C}_{24}\text{H}_{16}\text{F}_2\text{N}_4\text{O}$ ,  $[\text{M}]^+$ ). –  $\text{C}_{24}\text{H}_{16}\text{F}_2\text{N}_4\text{O}$  (414.41): calcd. C 69.56, H 3.89, N 13.52; found C 69.27, H 3.51, N 13.24.

## Acknowledgement

We thank the Deanship of Scientific Research, Jordan University (Amman, Jordan), DFG and BMBF (Bonn, Germany) for financial support.

- [1] Part I: M. Z. Al-Noaimi, R. J. Abdel-Jalil, M. M. El-Abadelah, S. F. Haddad, Y. N. H. Baqi, W. Voelter, *Monatsh. Chem.* **2006**, *137*, 745–750.
- [2] M. F. Reich, P. F. Fabio, V. J. Lee, N. A. Kuck, R. T. Tesa, *J. Med. Chem.* **1989**, *32*, 2474–2485.
- [3] B. Tokes, L. Albert, Z. Kisgyorgy, *Rom. Revista Medicala (Tirgu-Mures, Romania)* **1984**, *30*, 37–40; *Chem. Abstr.* **1986**, *105*, 35143.
- [4] L. Albert, F. Ispas, I. Antal, *Rom. Farmacia* (Bucharest, Romania) **1984**, *32*, 43–52; *Chem. Abstr.* **1984**, *101*, 90889.
- [5] E. Berenyi, P. Gorog, K. Grasser, I. Kosoczky, A. Kovacs, L. Petocz, *Eur. Pat. Appl. EP 38528 A1*, **1981**; *Chem. Abstr.* **1982**, *96*, 69045.
- [6] a) G. Zolyomi, E. Berenyi, *Chem. Ber.* **1976**, *109*, 2338–2339; b) D. Berenyi, P. Benko, L. Pallos, *Mag-*

- yar *Kemiai Folyoirat* **1976**, 82, 180–183; *Chem. Abstr.* **1976**, 85, 78090.
- [7] E. Gy, T. Gyogyszervegyeszeti Gyar, Hungary, Brit. Pat. 1382781, **1975**; *Chem. Abstr.* **1975**, 83, 43386.
- [8] G. C. Wright, J. E. Gray, C. N. Yu, *J. Med. Chem.* **1974**, 17, 244–246.
- [9] E. Berenyi, L. Pallos, L. Petocz, P. Benko, P. Gorog, Z. Budai, E. Kiszelly, Ger. Offen. DE 2 322 486, **1973**; *Chem. Abstr.* **1974**, 80, 27304.
- [10] E. Berenyi, L. Pallos, L. Petocz, P. Benko, P. Gorog, Z. Budai, E. Kiszelly, Ger. Offen. DE 2 322 394, **1973**; *Chem. Abstr.* **1974**, 80, 27300.
- [11] G. C. Wright, C. N. Yu, Ger. Offen. DE 2 216 241, **1972**; *Chem. Abstr.* **1974**, 78, 16238.
- [12] a) E. Berenyi, P. Benko, G. Zolyomi, J. Tamas, *J. Heterocycl. Chem.* **1981**, 18, 1537–1540; b) E. Berenyi, P. Benko, L. Pallos, *Acta Chim. Acad. Scient. Hungar.* **1976**, 90, 395–397; *Chem. Abstr.* **1977**, 86, 139997.
- [13] a) D. Berenyi, P. Benko, L. Pallos, *Magyar Kemiai Folyoirat* **1976**, 82, 179–180; *Chem. Abstr.* **1976**, 85, 46592; b) E. Berenyi, L. Pallos, L. Petocz, P. Benko, P. Gorog, Z. Budai, Ger. Offen. DE 2 322 418, **1973**; *Chem. Abstr.* **1974**, 80, 27303.
- [14] a) T. Gucky, J. Slouka, M. Malon, I. Frysova, *J. Heterocycl. Chem.* **2006**, 43, 613–621; b) T. Gucky, J. Slouka, I. Wiedermannova, *Heterocycl. Commun.* **2003**, 9, 437–442.
- [15] T. Kawakami, K. Uehata, H. Suzuki, *Org. Lett.* **2000**, 2, 413–415.
- [16] J. Slouka, V. Bekarek, K. Nalepa, A. Lycka, *Coll. Czech. Chem. Commun.* **1984**, 49, 2628–2634; *Chem. Abstr.* **1985**, 102, 132000.
- [17] K. Osterheld, B. Prajsnar, D. Grothusen, *Chemiker-Zeitung* **1980**, 104, 203–204.
- [18] E. Szarics, Z. Riedl, L. Nyikos, G. Hajos, J. Kardos, *Eur. J. Med. Chem.* **2006**, 41, 445–456.
- [19] a) M. M. El-Abadelah, A. Q. Hussein, B. A. Abu Thaher, *Heterocycles* **1991**, 32, 1879–1895; b) N. F. Eweiss, A. Osman, *J. Heterocycl. Chem.* **1980**, 17, 1713–1717.
- [20] R. Fusco, R. Romani, *Gazz. Chim. Ital.* **1946**, 76, 419–438.
- [21] a) R. R. Phillips, *Org. React.* **1959**, 10, 143–178; b) H. C. Yao, P. Resnick, *J. Am. Chem. Soc.* **1962**, 84, 3514–3517; c) G. C. Barrett, M. M. El-Abadelah, M. K. Hargreaves, *J. Chem. Soc. (C)* **1970**, 1986–1989.